

# Flush mount WL VX100-FL



**Flood Beam Pattern**

For a wide and broad light distribution



**Up to 45 m long beam**

See and be seen with OSRAM



**Robust and vibration resistant**

Specially designed for demanding work environments and rough off-road terrain



**IP & IK protection classes**

Tested and validated in a DIN-certified environmental simulation laboratory regarding extreme external influences



### Powerful LED working lights

Discover the versatility of the OSRAM LEDDriving Flush Mount WL VX100-FL for powerful near-field and far-field illumination at the front, rear or side of your vehicle. The working light combines affordability with exceptional performance, quality and functionality. With a luminous flux of up to 600lm and a flood beam pattern with a wide and broad light distribution, the working light is ideal for illuminating near- and far-field areas, such as campsites, work areas or construction sites. Thanks to the lightweight rugged construction and sleek shape, the working light seamlessly integrates into the vehicle's design, offering enhanced visibility without compromising on style. With a light beam reaching up to 45 meters and a light color of 6500 Kelvin, it ensures clear visibility even in the darkest conditions. The working light is compatible with both 12V and 24V electrical systems, making them suitable for a wide range of vehicles including trucks, agricultural machinery, construction vehicles, caravans, quads and off-road vehicles<sup>1)</sup>. Whether for demanding work environments, camping trips or off-road adventures, the LED Flush Mount offers versatile lighting solutions tailored to various driving scenarios. Equipped with a shatterproof polycarbonate lens and aluminum die-cast housing, the LEDDriving Flush Mount WL VX100-FL is robust and vibration resistant to withstand the harshest conditions. It has been tested and validated with the highest IP-Protection Classes IP6K8 & IP6K9K in our DIN certified environmental simulation laboratory for extreme external influences regarding water, dust, impacts, heat, cold and permanent vibration. In addition, OSRAM provides a 2-year guarantee on the product<sup>2)</sup>.<sup>1)</sup> Additional working lights without ECE approval for use as work lights are approved for use on any vehicle according to German Road Traffic Licensing Regulations (StVZO) §52 (7). However, they must not be used and switched on while driving. In addition, individual special regulations, and laws of countries outside Germany must be observed.<sup>2)</sup> For precise conditions refer to: [www.osram.com/am-guarantee](http://www.osram.com/am-guarantee)

# Product family datasheet

## Technical data

| Product description                   | Product information |   | Electrical data |                 | Photometrical data | LED module information    |
|---------------------------------------|---------------------|---|-----------------|-----------------|--------------------|---------------------------|
|                                       | Order reference     | Application (Category and Product specific) | Nominal voltage | Nominal wattage | Luminous flux      | Number of LEDs per module |
| Flush Mount WL VX100-FL <sup>1)</sup> | LEDFLUSH 101-FL     | Working light application                   | 12/24 V         | 6.50 W          | 600 lm             | 2                         |

| Product description                   | Lifespan    | Capabilities      | Certificates & standards |                    | Logistical data |
|---------------------------------------|-------------|-------------------|--------------------------|--------------------|-----------------|
|                                       | Lifespan Tc | Technology        | Standards                | Type of protection | Commodity code  |
| Flush Mount WL VX100-FL <sup>1)</sup> | 5000 h      | LED <sup>2)</sup> | ECE R10                  | IP6K8/IP6K 9K      | 85122000900     |

| Product description                   | Environmental information<br>Information according Art. 33 of EU Regulation (EC) 1907/2006 (REACH) |                            |                                  |
|---------------------------------------|--|----------------------------|----------------------------------|
|                                       | Date of Declaration  | Primary Article Identifier | Declaration No. in SCIP database |
| Flush Mount WL VX100-FL <sup>1)</sup> | 01-03-2024   | 4062172399920              | In work                          |





<sup>1)</sup> Beam Pattern: Flood

<sup>2)</sup> Light-emitting diode application

## Product family datasheet

---

### Download Data

| File  |   |
|---|---|
|  | User instruction<br>LEDDriving Flush Mount WL VX100-FL LEDFLUSH101-FL                 |
|  | Movie application<br>OSRAM Quality Testing LEDDriving working and driving lights (EN) |
|  | Movie application<br>OSRAM LEDdriving and working lights Imagefilm (EN)               |
|  | Movie application<br>LEDDriving Driving and Working Lights Reference Video (EN)       |

#### Safety advice

For detailed application information, please refer to the product data sheet and the user instruction

#### Legal advice

2) For precise conditions please refer to: [www.osram.com/am-guarantee](http://www.osram.com/am-guarantee)

#### Application advice

For more detailed application information and graphics please see product datasheet.

#### Disclaimer

Subject to change without notice. Errors and omission excepted. Always make sure to use the most recent release.