

# Connection Cable 300 DT AX



### 3-meter cable length

With a length of 3m, the cable is able to install appropriate lighting even on large vehicles



### Easy Installation

Specially designed to connect the LEDriving driving and working lights of the PX-, SX- and FX-Series to a power source



### Matrix Portfolio

A vehicle-specific lighting set-up can be put together individually. Mix & match. Vary and combine



### 2-year OSRAM Guarantee

OSRAM products are innovative and technologically high-quality products that are carefully tested and subject to the strict monitoring undertaken by the OSRAM quality assurance system



### Professional light for professional work

With the OSRAM LEDriving Professional Series PX working lights portfolio, it is now possible to find exactly the right lighting for a wide range of special professional tasks and applications. Additionally, they can be mounted in three different ways: Direct mounting, flexible standard mounting, and heavy-duty mounting. OSRAM has developed specially designed mounting kits and a cable with DT-connector. The LEDriving Connection Cable 300 DT AX is compatible with all OSRAM LEDriving working lights of the Professional Series PX and with the LEDriving driving and working lights of the SX- and FX- series. It is suitable for 12V and 24V vehicles and with the DT connector it can provide a quick and easy connection to a power source for setup of the LEDriving driving and working lights. The conductor material is made of pure copper and with a length of 3m the cable is able to install appropriate lighting even on large vehicles. OSRAM provides a 2-year guarantee on this product.1)2)1) Additional working lights without ECE approval for use as work lights are approved for use on any vehicle according to German Road Traffic Licensing Regulations (StVZO) §52 (7). However, they must not be used and switched on while driving. In addition, individual special regulations, and laws of countries outside Germany must be observed.2) For precise conditions refer to: [www.osram.com/am-guarantee](http://www.osram.com/am-guarantee)

## Product family datasheet






### Technical data

	Product information	General Product Information	Electrical Data	Certificates & standards
Product description	Application (Category and Product specific)	Global order reference	Nominal voltage	Standards
Connection Cable 300 DT AX LEDPWL ACC 103	Working & Driving Light Application	LEDPWL ACC 103	12/24 V	ROHS / REACH

	Logistical data	Environmental & Regulatory Information Information according Art. 33 of EU Regulation (EC) 1907/2006 (REACH)		
Product description	Commodity code	Date of declaration	Primary article identifier	Declaration no. in SCIP database
Connection Cable 300 DT AX LEDPWL ACC 103	73269098900	26-06-2024	4062172294805	In work

## Product family datasheet

### Download Data

File	
	User instruction LEDiving PROFESSIONAL WORKING LIGHTS
	Movie application LEDiving D and W Image Video Bringing light to life (EN)
	Movie application LEDiving Driving and Working Lights Reference Video (EN)
	Movie application OSRAM LEDdriving and working lights Imagefilm (EN)
	Movie application OSRAM Quality Testing LEDiving working and driving lights (EN)

#### Safety advice

For detailed application information, please refer to the product data sheet and the user instruction

#### Legal advice

1) Additional working lights without ECE approval for use as work lights are approved for use on any vehicle according to German Road Traffic Licensing Regulations (StVZO) §52 (7). However, they must not be used and switched on while driving. In addition, individual special regulations, and laws of countries outside Germany must be observed.2)For precise conditions refer to: [www.osram.com/am-guarantee](http://www.osram.com/am-guarantee)

#### Application advice

For more detailed application information and graphics please see product datasheet.

#### Disclaimer

Subject to change without notice. Errors and omission excepted. Always make sure to use the most recent release.