

# Cube VX70-WD



### Wide Beam

Designed for a near field illumination. For large area illumination in the near field of the vehicle



### Up to 43 m long beam

See and be seen with OSRAM



### Working Light Application

Versatile applicable and flexible in use. Off-road, in terrain, at work and in the spare time.



### Slim design

Slim design for a discreet appearance when mounted on the vehicle



### Bringing light to life with OSRAM LEDDriving driving and working lights

Considerable illumination on dark field- and forest paths, off-road and off the beaten tracks, this can be achieved with the OSRAM LEDDriving Cube VX70-WD. With its 5 powerful, high-performance long-life LEDs, the OSRAM LEDDriving Cube VX70-WD has a range of up to 43 meters and thus offers the operator impressive visibility at the workplace and in terrain. Even in dim light and reduced visibility due to external environmental influences, the OSRAM LEDDriving Cube VX70-WD with up to 6000 Kelvin can provide conditions similar to daylight. The power package with up to 550 lumens of luminosity scores with highest optical efficiency and homogeneous light distribution. This results in the possibility of an improved visibility for you and the improved visibility of your working environment, consequently also an increased safety. The OSRAM LEDDriving Cube VX70-WD impresses with its powerful performance and a long service life with up to 5000 hours. Versatile applicable, it defies numerous environmental influences and, thanks to high-quality materials such as the aluminum housing and the stable polycarbonate lens, it is particularly light and at the same time robust and resistant. The OSRAM LEDDriving Cube VX70-WD has been tested and validated with the IP-Protection Class IP67 in our DIN certified environmental simulation laboratory for extreme external influences regarding water, dust, impacts, heat, cold and permanent vibration. The integrated driver and the thermal management system regulate the temperature of the LED Spotlight and can thus prevent damage from overheating. The polarity protection inhibits the wrong polarity of the voltage supply and can thus prevent possible damage by automatically switching off the LEDs. The OSRAM LEDDriving Cube VX70-WD is an effective and efficient addition to your vehicle. The OSRAM LEDDriving Cube VX70-WD can be attached to cars, trucks, agricultural machinery, farm machinery, commercial vehicles, construction vehicles, off-road vehicles and quads<sup>2</sup>). The OSRAM LEDDriving Cube VX70-WD is versatile applicable and flexible in use.<sup>2</sup>) Auxiliary work lights without ECE approval to be used as working lights and are approved for use on any vehicle in accordance with StVZO §52 (7). However, they may not be switched on and used while driving.

# Product family datasheet

## Technical data

	Product information	General Product Information	Electrical Data	
Product description	Application (Category and Product specific)	Global order reference	Nominal voltage	Nominal wattage
Cube VX70-WD <sup>1)</sup>	Additional high beam application	LEDWL103-WD	12/24 V	8 W

	Photometric Data	LED module information	Lifetime Data	Capabilities	Certificates & standards
Product description	Nominal luminous flux	Number of LEDs per module	Lifespan Tc	Technology	Approval marks – approval
Cube VX70-WD <sup>1)</sup>	550 lm	5	5000 hr	LED <sup>2)</sup>	E4 approval

			Logistical data	Environmental & Regulatory Information according Art. 33 of EU Regulation (EC) 1907/2006 (REACH)
Product description	Type of protection	Standards	Commodity code	Candidate list substance 1
Cube VX70-WD <sup>1)</sup>	IP67	ECE R10	85122000900	Lead












Product description	CAS No. of substance 1	Safe use instruction	Declaration no. in SCIP database
Cube VX70-WD <sup>1)</sup>	7439-92-1	The identification of the Candidate List substance is sufficient to allow safe use of the article.	708d9cd2-f0f3-4cc6-bf8b-54684e8c1d8b

<sup>1)</sup> Beam Pattern: Wide

<sup>2)</sup> Light-emitting diode application

## Product family datasheet

### Download Data

File	
	User instruction LEDriving Cube WL VX70-WD
	Movie application LEDriving D and W Image Video Bringing light to life (EN)
	Movie application Working and Driving Lights Amarok Winter
	Movie application LEDriving Driving and Working Lights Reference Video (EN)
	Movie application OSRAM LEDdriving and working lights Imagefilm (EN)
	Movie application OSRAM Quality Testing LEDriving working and driving lights (EN)
	Video OSRAM LEDriving driving and working lights: The night doesn't stand a chance
	Video OSRAM LEDriving driving and working lights in action - From on road to off road applications (EN)
	Video Reference Number made easy - Making sure your LEDriving Driving Lights are legal on public roads
	Video OSRAM LEDriving Driving & Working Lights Lightbar FX1000
	ref_pim_amsproduct360degreeimages LEDriving Cube VX70-WD LEDWL103-WD

#### Legal advice

Legal advice:

1) Precise terms and conditions at: [www.osram.com/am-guarantee](http://www.osram.com/am-guarantee) 2) Auxiliary work lights without ECE approval to be used as working lights and are approved for use on any vehicle in accordance with StVZO §52 (7). However, they may not be switched on and used while driving.

#### Application advice

For more detailed application information and graphics please see product datasheet.

#### Disclaimer

Subject to change without notice. Errors and omission excepted. Always make sure to use the most recent release.